

United States Air Force Reserve

Integrity - Service - Excellence

Air Force Reserve Facility Update Briefing



**HQ AFRC/A4C
Civil Engineer Division
20 Jan 21**

U.S. AIR FORCE



- **AFRC Overview**
- **AF Facility Infrastructure Investment Strategy (I2S)**
- **MILCON**
- **Facility Sustainment, Restoration & Modernization (FSRM)**
- **Installation Operations**
- **Environmental Programs**
- **Legislative Language / New Reporting Requirements**
- **Points of Contact**



AFRC Overview

Mission & Vision Statements

Air Force Reserve

MISSION

Provide Combat-Ready Forces to Fly ,Fight and Win

VISION

Reserve Citizen Airman – an agile, combat ready force answering our nation’s call...always there!

Logistics, Engineering & Force Protection

MISSION

Provide ready Airmen and strategic depth across the spectrum of A4 capabilities To Fly, Fight and Win

VISION

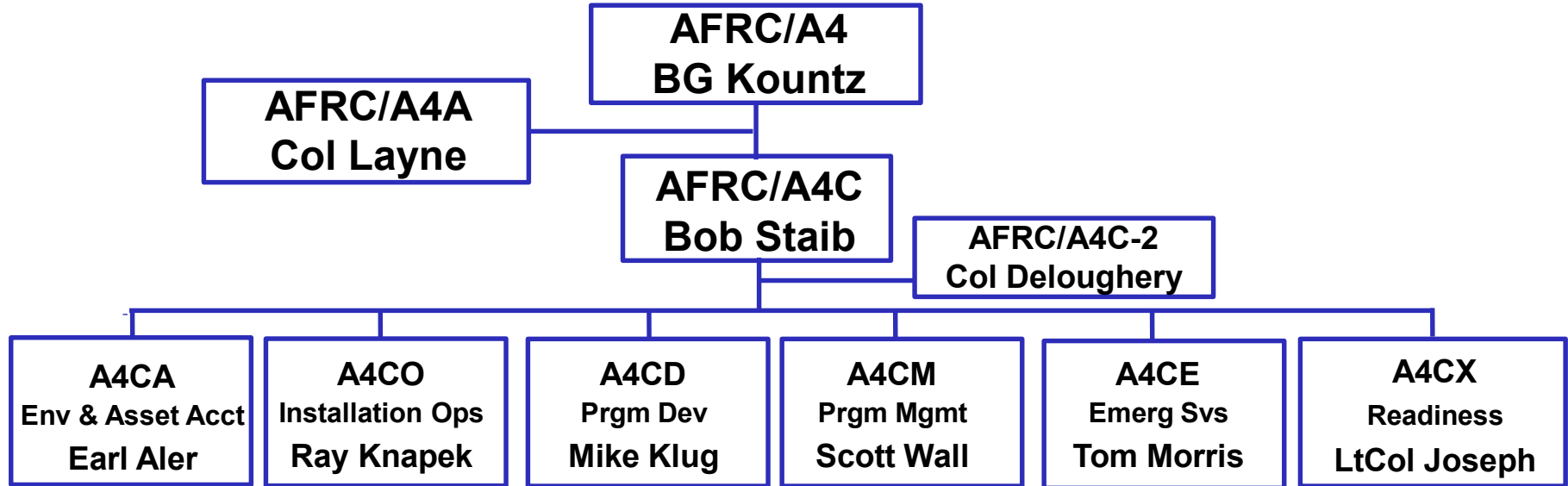
One agile, resilient team of Logisticians, Engineers, and Defenders serving our Nation



U.S. AIR FORCE

AFRC Overview

Civil Engineer Division



Manage AFRC Asset Portfolio

- Real Property
- Environmental Svcs
- Asset Mgmt Plans
- Infrastructure Plans

Maintain AFRC Infrastructure

- Engineering Expertise
- Sustainment Mgmt
- Energy / Utilities
- CE Service Contracts
- Base Maintenance Contracts

Plan & Program Facility Projs

- MILCON/P-341 & O&M Prgmg
- Community Planning
- Strategic Basing
- Site Surveys & SATAFs
- FOCUS

Design & Exec Facility Projs

- MILCON/P-341 & O&M Design
- MILCON/P-341 & O&M Construction
- Mgmt

Manage Emerg Services

- Fire Emerg Svcs
- EOD
- Emergency Mgmt & CBRN

Organize, Train & Equip CE Forces

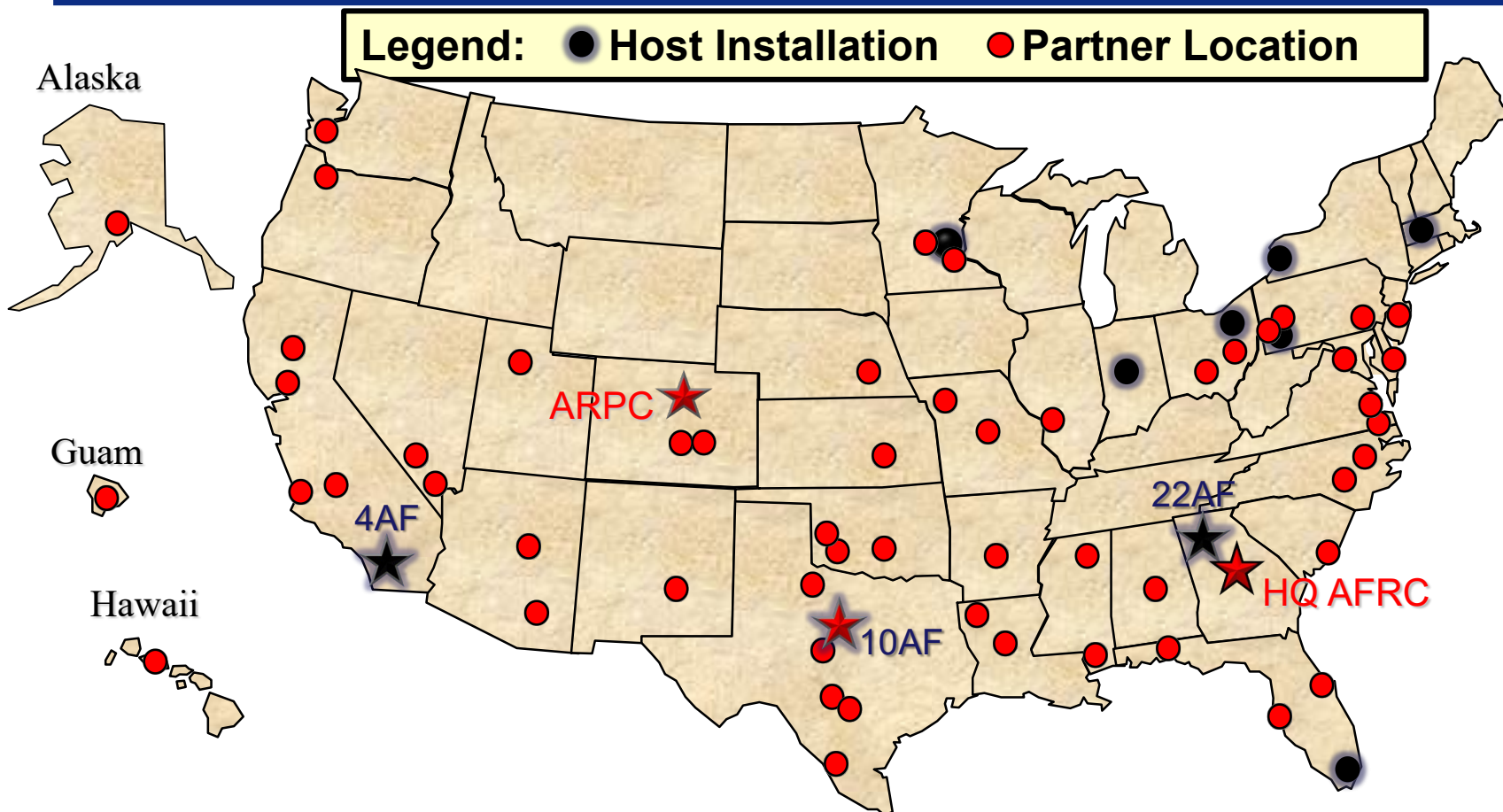
- CE Force Posture & Skills Training
- RED HORSE
- Prime BEEF

AFRC CE Enterprise: 4,052 TRs, 128 ARTs, 88 AGRs, 719 Civ, 423 IMAs



U.S. AIR FORCE

Engineer Responsibilities AFRC Footprint



9 Host installations – 57 Partner Locations/Ranges

**33 Flying Wings, 12 Flying Groups, 1 Space Wing
Over 70K Citizen Airmen**

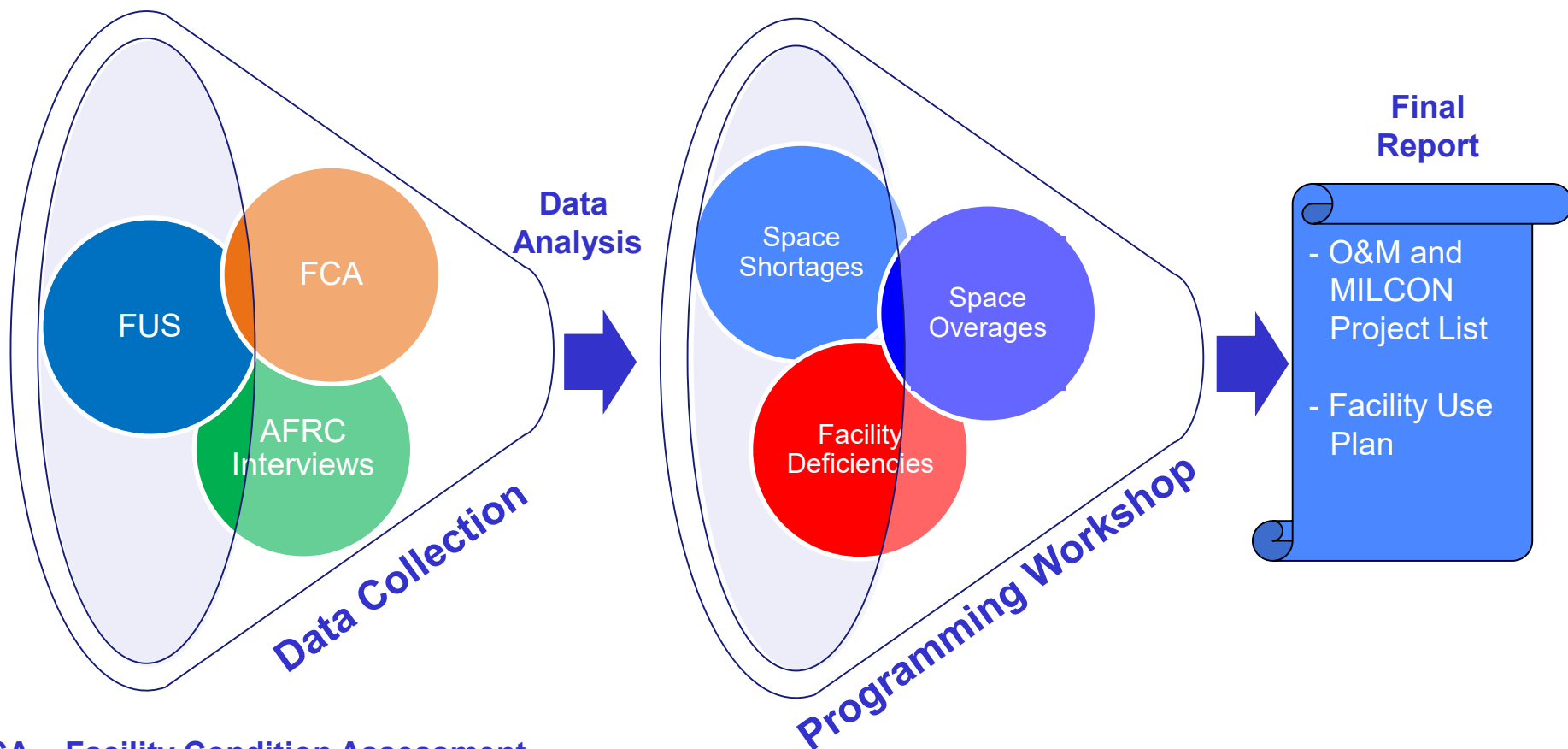
\$7.25B Plant Replacement Value, 21K Acres, ~3K Facilities



U.S. AIR FORCE

AFRC Overview

FOCUS: Program Process



FCA – Facility Condition Assessment
FUS – Facility Use Survey (actual occupancy)
Interviews – Facility Space Authorization

Delivering sustainable, defensible, repeatable facility solutions



AFRC Overview

FOCUS: 6-Year Cycle

FY20	FY21	FY22	FY23	FY24	FY25
Davis-Mont	Elmendorf	Beale	Andrews	Dover	Dobbins
Grissom	Keesler	Hill	March	Duke / Eglin / Hurlburt	Charleston
Luke	Niagara Falls	Nellis / Creech	McChord	Homestead	Youngstown
Min-St Paul	Pittsburgh	Patrick	McGuire	MacDill	Maxwell
Tinker		Westover	Lackland / Randolph	McChord	McConnell
Travis		Wright Patterson	Seymour Johnson	Whiteman	Scott

- Adjustments can be made based on Wing requests



U.S. AIR FORCE

AFRC Overview

FY20 Accomplishments

- **Recent MILCON program TOA**
 - **FY17: 6 projects, \$188.95M (100% Awarded in year of Approp)**
 - **FY18: 9 projects, \$137.6M**
 - **FY19: 7 projects, \$122.86M**
 - **FY20: 3 projects, \$84.5M**

- **Four major weapon system beddowns in progress**
 - **KC-46A @ Seymour-Johnson AFB, SC**
 - **C-17s @ Pittsburgh ARS, PA**
 - **KC-135s @ Niagara Falls ARS, NY**
 - **F-35A @ NAS JRB Fort Worth, Texas**

- **Robust FSRM program execution**
 - **FY20: 181 projects, \$174.5M**
 - **82% above PB; ~2.4% of PRV**

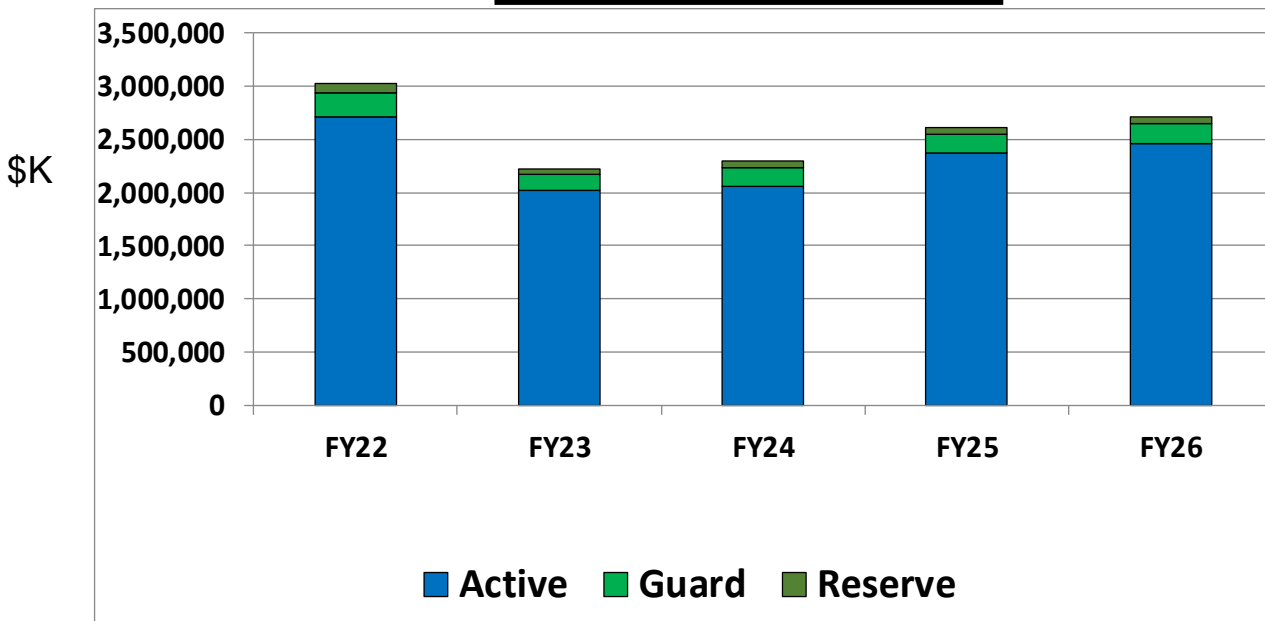
Total Recap Investment = 3.6% PRV (includes CM MILCON & FSRM)



U.S. AIR FORCE

MILCON FY22 POM Position

Total Force MILCON



AFRC MILCON TOA across FYDP = \$317.1M

Projects = \$234.6M

P&D = \$29.2M

UMMC = \$53.3

ASSESSMENT

FY 22

Active 89.7%
Guard 7.6%
Reserve 2.7%

FY 23

Active 90.7%
Guard 6.9%
Reserve 2.4%

FY 24

Active 89.9%
Guard 7.5%
Reserve 2.6%

FY 25

Active 90.8%
Guard 6.8%
Reserve 2.6%

FY 26

Active 90.8%
Guard 6.8%
Reserve 2.4%

Countermeasure

- Ensure HAF committed to ARC equity in each year of FYDP

Details

Objective: Recapitalize AF facilities to meet critical mission requirements

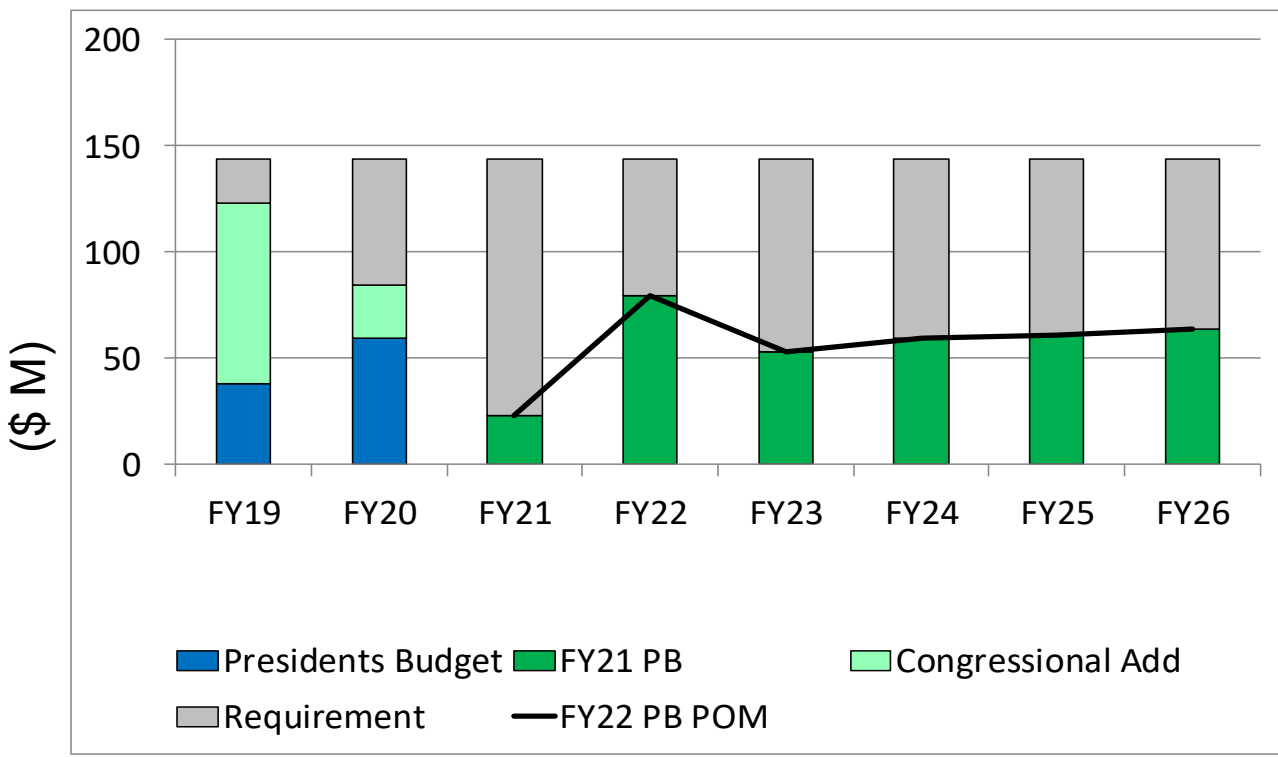
Measures: Program MILCON, P&D, and UMMC funding; Target equity 2.7%

Data Source: FY22 PB POM position / ABIDES

GOAL: AFR minimum equity at 2.7% MILCON TOA



MILCON Program Funding



ASSESSMENT

Analysis

- Ave MILCON funding past 20 yrs = \$61M/yr
- FY18 – Congressional Adds = \$74.1M; 3 Projs plus P&D and UMMC
- FY19 – Congressional Adds = \$84.8M; 4 Projs
- FY20 – Congressional adds = \$24.8M; 2 Projs
- FY21 - F-35A New mission (\$14.2M); UPL \$25M NM Squad Ops
- HAF committed to ARC equity each yr of FYDP

Countermeasure

- Ensure min equity 2.7% of TOA
- Ensure priorities reflected in FYDP project list

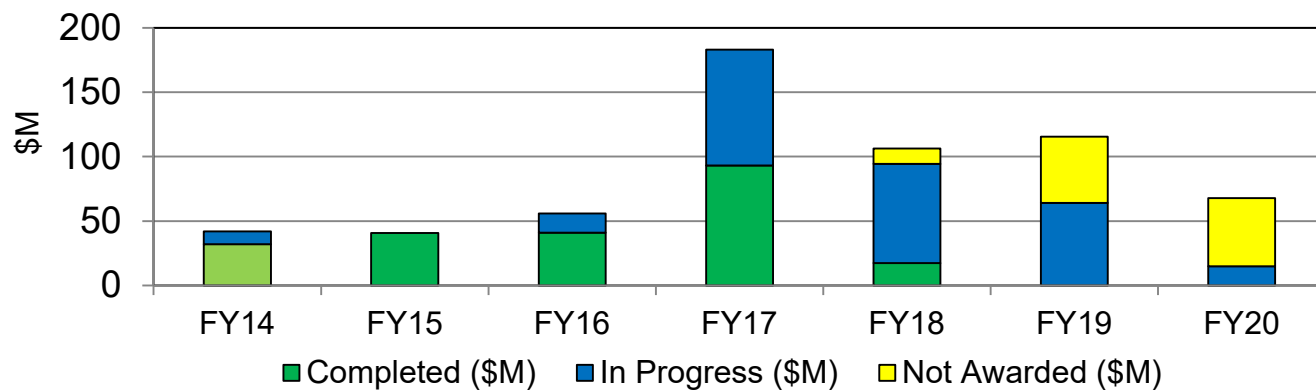
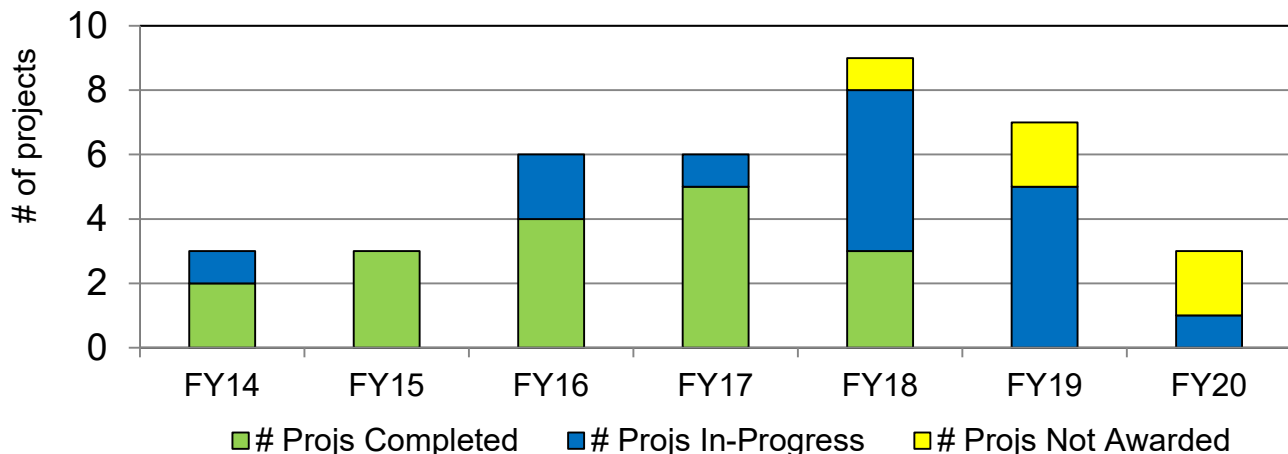
All numbers are programmed amounts and include P&D and P341 funds

Details

Objective: Recapitalize AFRC facilities to meet critical mission requirements
Measures: Program regular, P&D, and UMMC funding vs. \$144M requirement to buy down \$890M backlog (2% PRV), ensure minimum of 2% PRV (recap MILCON+FSRM)
Data Source: Execution, FY19-21 PB, FY21 PB POM



MILCON Projects Execution



Analysis

- Goal: Award project in year of appropriation
- AFRC at or above equity funding target FY14-FY20
- FY18: 3 projects added as programmatic plus-up
 - 1 proj not-awd'd were Border Wall hold
- FY19: 4 projects added as programmatic plus-up
 - 2 projs not-awd'd; ISO MX Hangar & Y-twn gate
- FY20: 2 projects added as programmatic plus-up
 - 2 projs not-awd'd; CMC-3; MSP Aerial Port

ASSESSMENT

Countermeasure

Begin MILCON design early
 -35% before FYDP entry
 -100% before FY of Approp

Ensure AFRC receives minimum equity (2.7% of total AF program)

Details

Objective: Recapitalize AFRC facilities to meet critical mission requirements

Measures: MILCON execution in year of appropriation

Data Source: FY14-20 actual execution, FY18-20 FYDP

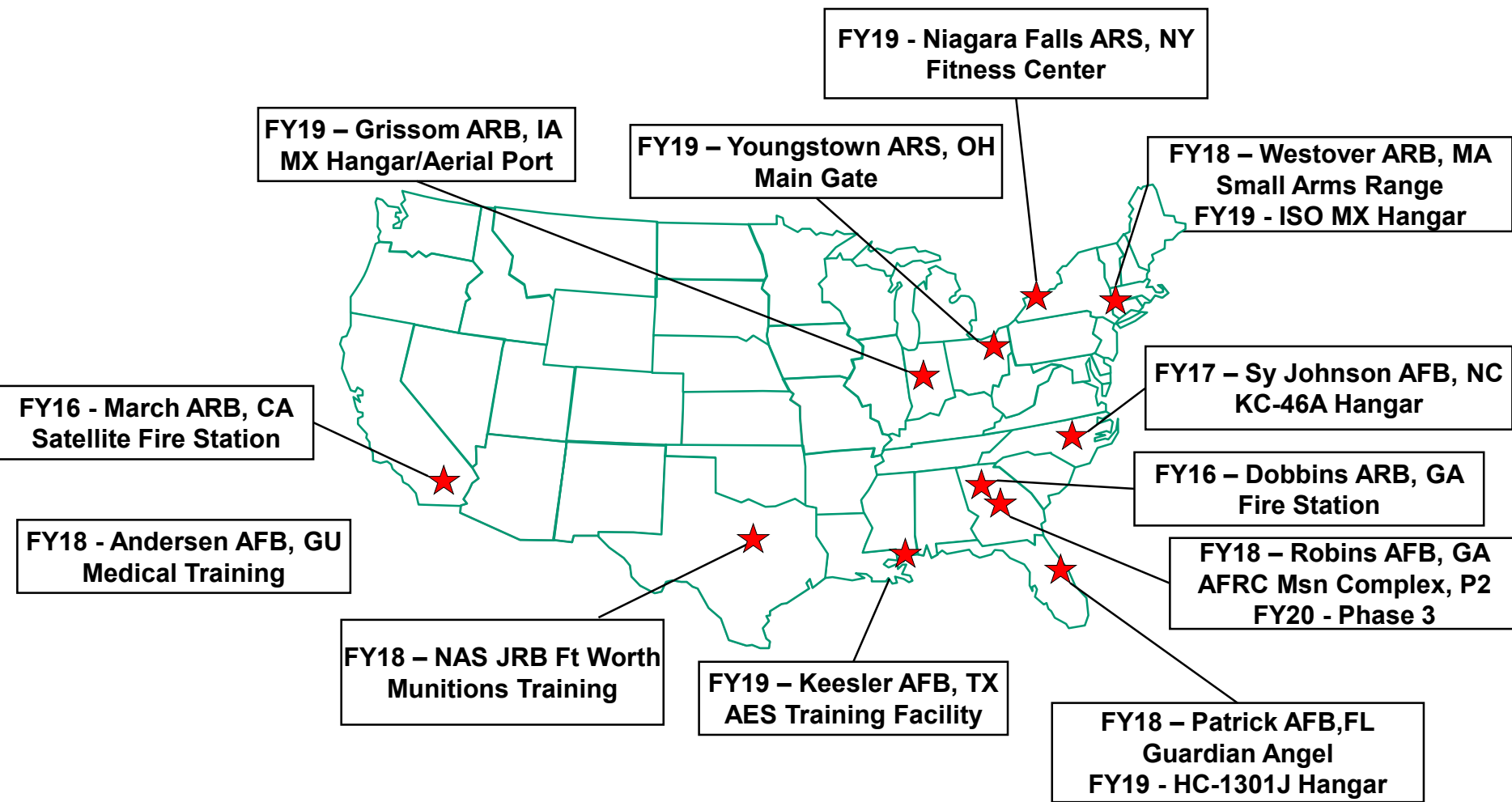
LRPs: AFI 32-1020



U.S. AIR FORCE

MILCON

Projects Under Construction



Ensuring our installations are ready, capable & viable



MILCON FY20-22 Current Program

FY (XX)	Base	State	Title
20	Robins	GA	Consolidated Mission Complex Phase 3
20	Minneapolis-St Paul IAP	MN	Aerial Port Facility
20	JB Andrews	MD	AES Training Admin Facility
21	Fort Worth	TX	F-35A Simulator Facility
21	Fort Worth	TX	F-35A Squadron Operations/AMU
22	Niagara Falls IAP	NY	Main Gate
22	Patrick	FL	Recovery Flight Simulator
22	Homestead ARB	FL	Corrosion Control Facility & Wash Rack
22*	Minneapolis-St Paul IAP	MN	Mission Support Group Facility
* Pending submission of FY22 BES			

* Unspecified Minor Military Construction \$2M to \$6M

add via FY21 NDAA pending



MILCON FY23-26 Projection

FY (XX)	Base	State	Title
23	Beale	CA	940 ARW SQ OPS & AMU Complex
24	Grissom ARB	IN	Logistics Readiness Complex
24	Youngstown	OH	Assault Runway
25	Homestead ARB	FL	Weapons Load Training Facility
25	Dobbins ARB	GA	94 LRS Facility
26	Grissom ARB	IN	Indoor Small Arms Range
26	JRM-Andersen	GU	Aerial Port Facility
26*	Westover	MA	Construct Runway Overrun
* Pending submission of FY22 BES			

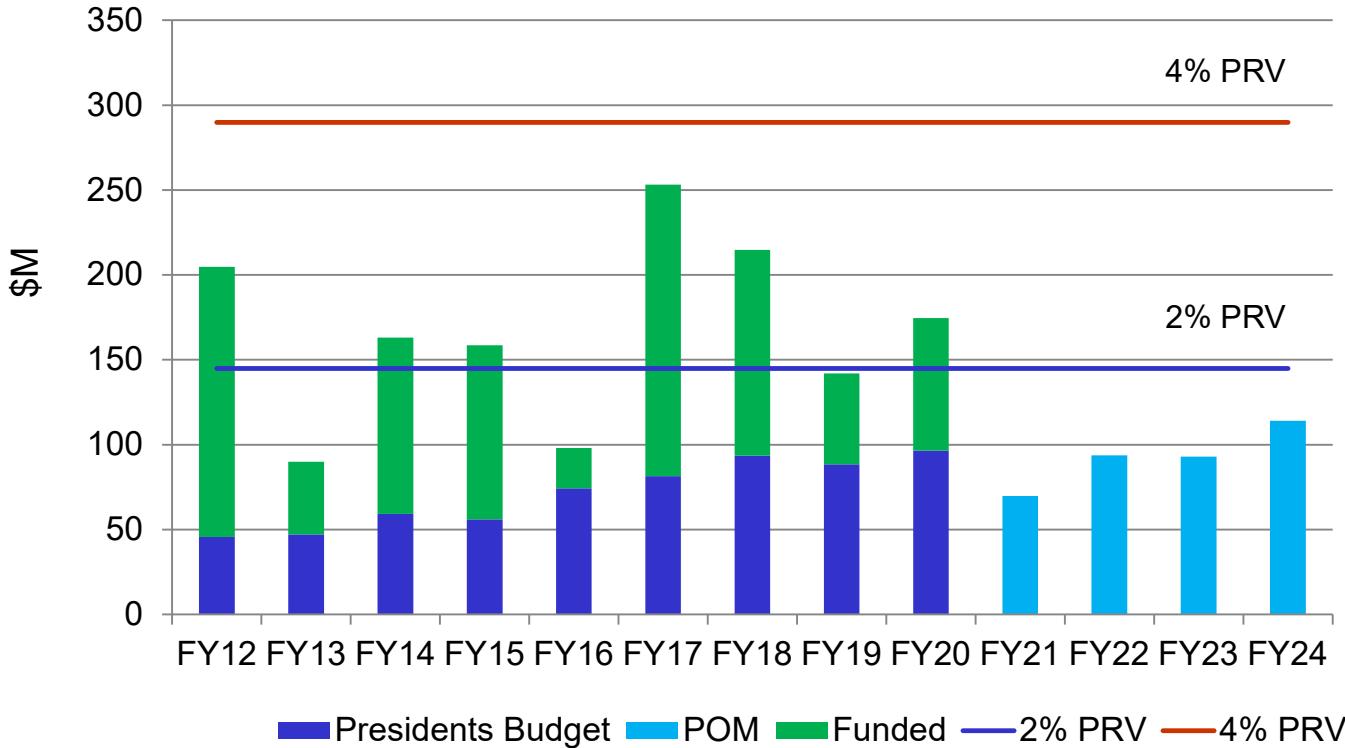


U.S. AIR FORCE

FSRM

Program Funding

Great Teamwork! CE, FM, CONS, CoE, JA



ASSESSMENT

Analysis

- FY20 PB: \$96M
- 4% PRV FY20 FSRM CTO approved; executed \$174.5M
- 6 yr obs avg: \$171M/yr
- Execution goal between 2%-4%PRV (\$144-\$288M)
- Program position below requirement
- Buy down \$1B O&M FOCUS-validated backlog
- Budget constraints drive IPL importance & discipline
- FY21 PB: \$69.6M

Countermeasure

- Target mission impacting facilities w/ condition degradation
- Awarded new IDIQ contracts to enhance execution options

Details

Objective: Recapitalize AFRC facilities to meet critical mission requirements

Measures: Program funding vs. 2%-4% PRV (\$144-\$288M/yr) to maintain facilities

Data Source: Execution, FY21 PB, POM

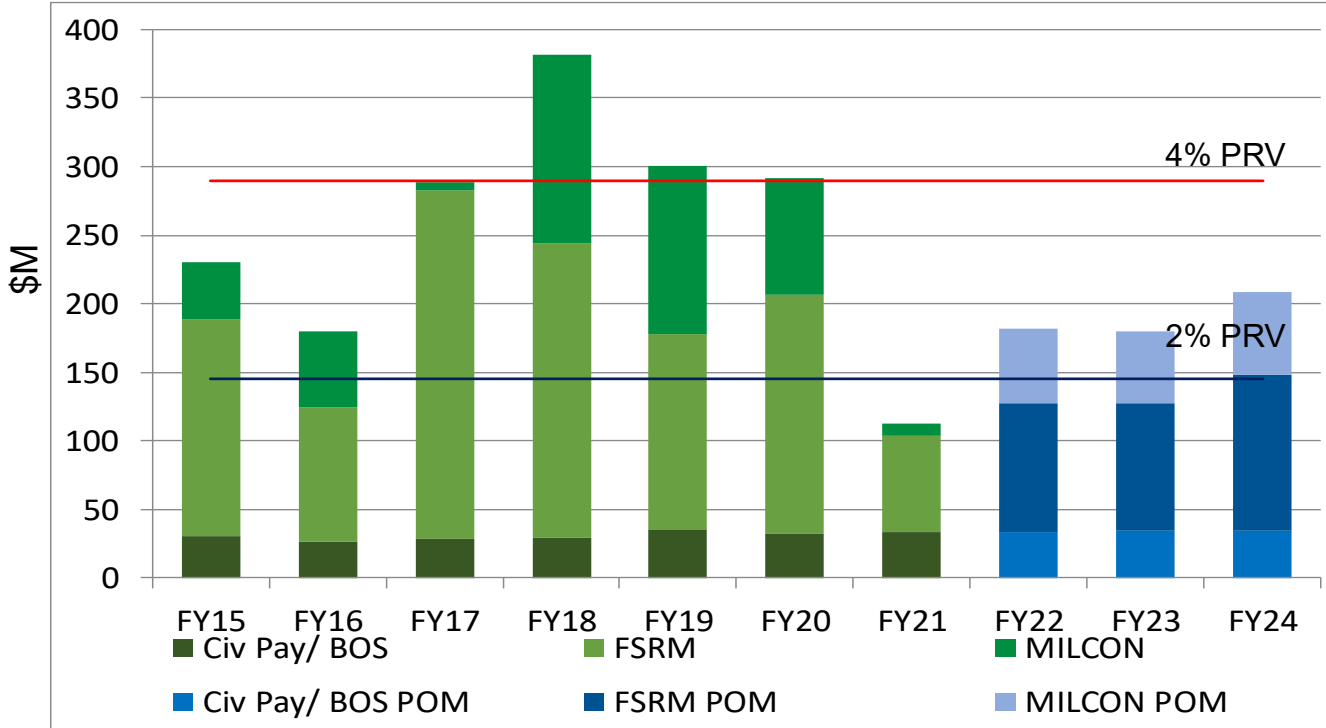
Investing 2-4% of PRV - Keep Good Facilities Good



U.S. AIR FORCE

MILCON & FSRM Recapitalization Investment

Great Teamwork! CE, FM, CONS, CoE, JA



ASSESSMENT

Analysis

- FY19 FSRM \$142.0M
- FY20 Facility Investment
 - FSRM \$174.5M
 - CM MILCON \$84.6M
 - Recap investment 3.6% PRV
- FY21 MILCON \$23.1M
- FY21 FSRM \$69.6M
- FY22 MILCON \$79.4M

Countermeasure

- Target mission impacting facilities w/ condition degradation
- Execution goals
 - Minimum 2% PRV,
 - Target ave 4%PRV
- Buy down \$1.4B O&M FOCUS-backlog

Details

Objective: Recapitalize AFRC facilities to meet critical mission requirements
Measures: Program funding vs. 2%-4% PRV (\$144-\$288M/yr) to maintain facilities
Data Source: Execution, FY21 PB; POM

Goal: Invest 2-4% of PRV per year to maintain Physical Plant



Installation Operations Program Responsibilities

- **BOS Contract Integrator and Commodity Lead**
 - Utilities, Custodial Services, Grounds Maint., Refuse, Pest Control
 - Air Force Common Levels of Service (AFCOLS)
 - **Reach-back Engineering Expertise for Installations**
 - Civil, Electrical, Mechanical
 - **Infrastructure Oversight**
 - Airfields, Pavements, Utility Systems, POL Systems
 - **Energy Management – Installation Energy Plans**

 - **Items of Interest:**
 - BOS Contract Re-competes (Service Disabled Veteran Owned Small Business)
 - Sustainment Management Systems
-



U.S. AIR FORCE

Installation Operations BOS Contract Re-Competes

- **Four Installations on 1-year interim contracts**
 - **Re-compete in 2022 for five-year contracts (base year with four 1-yr options)**
 - **Homestead ARB, site visit sch'd in Feb 21**
 - **Westover ARB, MA**
 - **Niagara Falls ARS, NY**
 - **March ARB, CA**
 - **Includes multiple functions:**
 - **Real Property Maintenance**
 - **Base Supply, Fuels Mgmt, Traffic Mgmt , Veh Mgmt**
-



U.S. AIR FORCE

Installation Operations Installation Energy Plans (IEPs)

- **FY 21 IEPs**
 - **DOBBINS ARB**
 - **MINNEAPOLIS ST.PAUL (MSP) ARS**
 - **YOUNGSTOWN ARS**

 - **PHASE 2 IEPs**
 - **MARCH ARB**
 - **PITTSBURGH ARS**
 - **WESTOVER ARB**

 - **PHASE 3 IEPS**
 - **GRISSOM ARB**
 - **HOMESTEAD ARB**
 - **NIAGARA FALLLS ARS**
-



U.S. AIR FORCE

Environmental Programs

Env Quality, Asset Mgmt, Real Property

■ **Environmental Quality**

- **Maintain compliance, maintain environmental mgt. system (EMS)**
- **Manage National Environmental Policy Act (NEPA) actions**

■ **Asset Accountability**

- **Prioritize facility and infrastructure requirements**
- **Analyze sustainment mgmt systems (BUILDER, PAVER, etc.)**

■ **Real Property/Real Estate**

- **Real Property records and inventory accountability**
- **Land/property acquisition and disposal efforts**

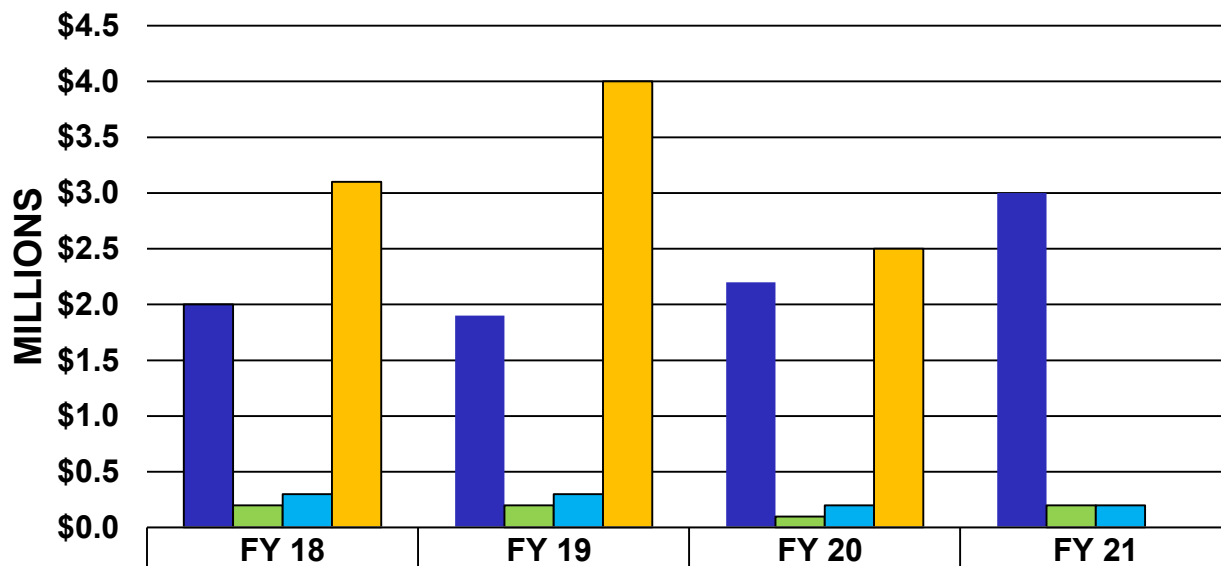
■ **Items of Interest:**

- **AFFF recovery/disposal/replacement (AFCEC program)**
 - **Installation level environmental staff support**
 - **Installation level support of Financial Improvement Audit Readiness (FIAR) efforts**
-



Environmental Programs FY20 Funding

ENVIRONMENTAL FUNDING



	FY 18	FY 19	FY 20	FY 21
■ Compliance PB	\$2.0	\$1.9	\$2.2	\$3.0
■ Pollution Prevention PB	\$0.2	\$0.2	\$0.1	\$0.2
■ Conservation PB	\$0.3	\$0.3	\$0.2	\$0.2
■ AFRC Insourced Funding	\$3.1	\$4.0	\$2.5	





Environmental Programs

AFFF (PFOS/PFOA)

- **Old Aqueous Film Forming Foam (AFFF), used as a fire fighting agent, contains perfluorooctanesulfonic acid (PFOS) and perfluorooctanoic acid (PFOA)**
 - **100% old AFFF removed and replaced from AFRC's equipment and host-installation facilities**
 - **Drinking water at all AFRC installations tested and meets EPA health advisory standards**
 - **Ground water Site Investigations (SI) found localized contamination at all AFRC installations**
 - **SI results will be used to prioritize Remedial Investigation efforts (next phase) – ECD May 21**
 - **AF centrally manages PFOS/PFOA at AFCEC**
- (<https://www.afcec.af.mil/WhatWeDo/Environment/Perfluorinated-Compounds>)
-



Legislative Language

Reserve Airfield Condition

- **FY21 NDAA: Reserve Airfield Condition Report**
 - **Conduct an assessment detailing the operational requirements and the state of airfield degradation**
 - **Report submitted to HAF Sept 2020**
 - **Airfield condition analysis:**
 - **7 airfields as green (good)**
 - **2 airfields as yellow (fair)**
 - **Future planned investment in AFR airfields**
 - **FSRM Program: \$127M (Over 5 years)**
 - **MILCON Program: \$64M**



Where Do I Get More Info?

- Request for Information (RFI)
 - Sources Sought Synopsis
 - Pre-solicitation Notices
 - Award Notices
 - Requests for Quotes/Proposals
 - Government-wide Point of Entry (GPE)
 - <http://www.fedbizopps.gov>
 - <http://www.ebuy.gsa.gov>
 - AF Budgets – current and historical
 - <http://www.saffm.hq.af.mil/budget/index/asp>
-



- **A4C: Civil Engineer Division; Mr Bob Staib, Col Cheryl Deloughery**
robert.staib.1@us.af.mil; (478) 327-1102
cheryl.deloughery.1@us.af.mil; (478) 327-1080
- **A4CD: Program Development; Mr Mike Klug**
michael.klug@us.af.mil; (478) 327-1108
- **A4CM: Program Management; Mr Scott Wall**
marshall.wall@us.af.mil; (478) 327-1035
- **A4CA: Environment/Asset Accountability; Mr Earl Aler**
earl.aler@us.af.mil ; (478) 327-1070
- **A4CO: Installation Operations; Mr Ray Knapek**
raymond.knapek@us.af.mil ; (478) 327-1030
- **Each unit has a Project Manager (PM) assigned for:**
 - **Program Development (project planning and approval)**
 - **Program Management (project award & construction)**